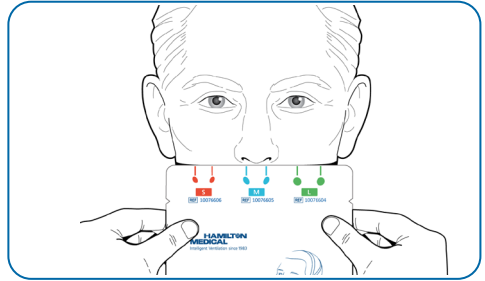


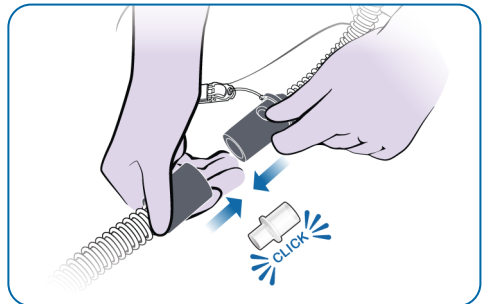
In2Flow Nasal Cannula Quick Reference

REF 10076606 (Size S), 10076605 (Size M), 10076604 (Size L)

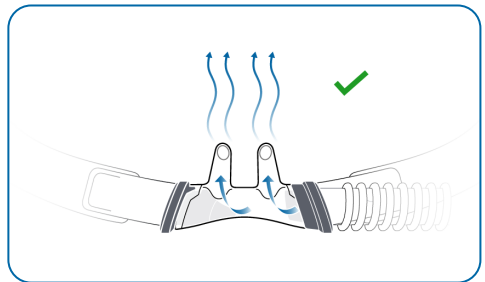
Using the sizing guide on the cannula package or at the bottom of this page, select the appropriate size cannula for the patient.



Connect the nasal cannula to the breathing circuit. Use adapter, if required.



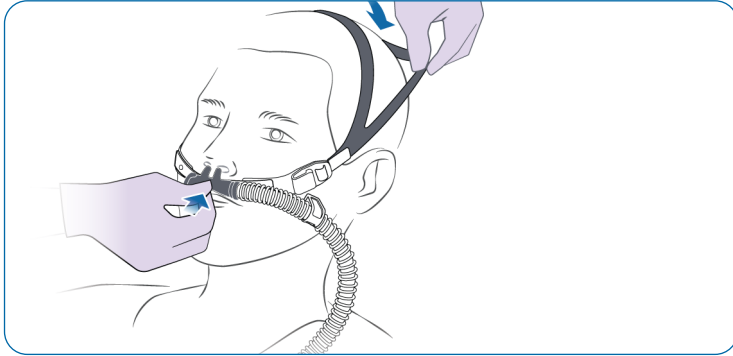
Verify adequate air flow before use.



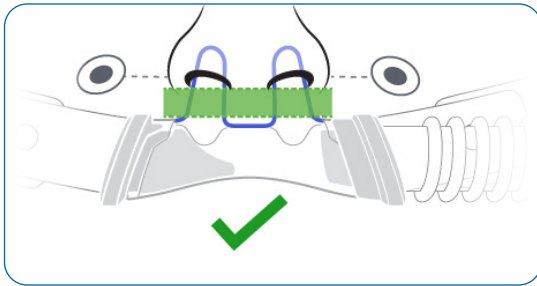
Sizing reference – Align the pair of lines for a specific size with the center of the patient's nares. Select the size that fits best, ensuring that the prongs do **not** block the nares.



Place the head strap over the patient's head and position the prongs as appropriate.



Ensure there is adequate ventilation between the prongs and the nares; **the prongs must not block the nares.**



Attach the clip to the patient's top.

