

HAMILTON-HF90 Cleaning and disinfection

Quick reference card

Before proceeding

Review the safety information and check the following:

- Use the appropriate method and materials when cleaning and disinfecting the device and its components, as doing so avoids damaging the equipment, and limits cross-contamination.
- Ensure that the device is turned off before beginning the procedure.


Preparing the HAMILTON-HF90 for cleaning and disinfection

1. Disconnect the breathing circuit.



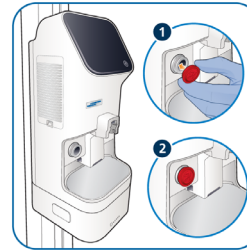
Pinch the sides of the limb connector while pulling it out of the device.

2. Remove the humidification chamber.



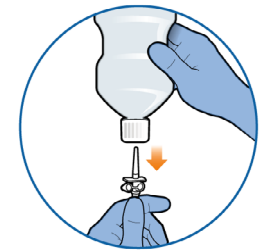
Pull the chamber straight out of the device.

3. Cover the gas outlet adapter.



Cover the gas outlet adapter with the protective cap.

4. Disconnect the water supply.



Pull the water feed spike out of the water reservoir.

Cleaning and disinfection methods and agents

The table below lists applicable device components and how and when to clean. The approved cleaning and disinfection agents are listed in the table on the right and are ready for use.

HAMILTON-HF90 cleaning and disinfection methods

Part	Frequency	Cleaning/ disinfection method	Cleaning agents and remarks
Touch screen display	After each patient use, and as needed during therapy.	Wipe with a damp cloth using a registered and approved cleaning/ disinfection solution.	<ul style="list-style-type: none"> Do not use any vinegar based solutions. Avoid using a gritty cloth
Device exterior, including: <ul style="list-style-type: none"> Housing, including filter covers Power cables Mounting systems Heater plate 	After each patient use, and as needed during therapy.	Wipe with a damp cloth using a registered and approved cleaning/ disinfection solution.	Do not clean the device interior to avoid damaging internal components. When cleaning during therapy, do not clean the humidification chamber or the breathing circuit. When replacing a filter, be sure to clean the filter cover. Let the cover dry completely before reattaching it.
Trolley-related accessories, including: <ul style="list-style-type: none"> Trolley O2 cylinder holding system 	After each patient use, and as needed during therapy.	Wipe with a damp cloth using a registered and approved cleaning/ disinfection solution.	

HAMILTON-HF90 cleaning and disinfection agents

Cleaning/disinfection agent	Concentration
EPA-registered cleaning/disinfection agents	
CaviWipes (Metrex)	Ready for use
Approved cleaning/disinfection agents	
CaviWipes (Metrex)	Ready for use
mikrozid universal wipes (Schülke)	Ready for use
Environmental Cross® V-Lock (Hakuzo Medical)	Ready for use
Incidin OxyWipes S (Ecolab)	Ready for use
Sani-Cloth active (Ecolab)	Ready for use